


METRO COTABATO WATER DISTRICT
STATEMENT OF COMPREHENSIVE INCOME
For the Month Ended August 31, 2025

	CURRENT MONTH	YEAR TO DATE
REVENUE		
Service and Business Income	34,081,839.49	266,272,981.11
Assistance and Subsidy	-	-
Gains		-
Other Non-Operating Income	137,585.49	1,819,845.85
TOTAL REVENUES	<u>34,219,424.98</u>	<u>268,092,826.96</u>
Less: CURRENT OPERATING EXPENSES		
Personnel Services	12,465,313.82	92,120,237.65
Maintenance and Other Operating Expenses	14,200,563.98	105,185,896.87
Financial Expenses	12,591.96	104,952.12
Non-Cash Expenses	2,644,420.77	20,865,440.01
TOTAL CURRENT OPERATING EXPENSES	<u>29,322,890.53</u>	<u>218,276,526.65</u>
SURPLUS (DEFICIT) FROM CURRENT OPERATIONS	<u>4,896,534.45</u>	<u>49,816,300.31</u>
Gains		-
Losses		-
SURPLUS (DEFICIT) FOR THE PERIOD	<u><u>4,896,534.45</u></u>	<u><u>49,816,300.31</u></u>

Prepared By:


MARIA THERESA M. NALAM
Accounts Specialist
September 15, 2025

Reviewed and Verified by:


HELEN L. SAMPIANO
Department Manager A
Finance Services Department

METRO COTABATO WATER DISTRICT
STATEMENT OF FINANCIAL POSITION
As of August 2025

ASSETS

CURRENT ASSETS

Cash and Cash Equivalents and International Reserves	119,824,267.10
Receivables	41,539,105.48
Inventories	21,830,513.86
Other Assets	7,890,063.77
TOTAL CURRENT ASSETS	191,083,950.21

NON CURRENT ASSETS

Investments	65,213,794.44
Property, Plant and Equipment	574,492,886.36
Intangible Assets	7,061,024.74
Other Assets	132,620,298.45
TOTAL NON CURRENT ASSETS	779,388,003.99

TOTAL ASSETS

970,471,954.20

LIABILITIES

CURRENT LIABILITIES

Financial Liabilities	5,902,584.72
Inter-Agency Payables	1,415,318.51
Intra-Agency Payables	-
Other Payables	12,861,483.29
Provisions	-
TOTAL CURRENT LIABILITIES	20,179,386.52

NON CURRENT LIABILITIES

Financial Liabilities	-
Trust Liabilities	61,354,270.28
Provisions	19,491,418.88
TOTAL NON CURRENT LIABILITIES	80,845,689.16

TOTAL LIABILITIES

101,025,075.68


TOTAL ASSETS LESS TOTAL LIABILITIES

869,446,878.52

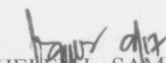
NET ASSETS / EQUITY

Government Equity	28,101,848.48
Retained Earnings/(Deficit)	841,345,030.04
TOTAL NET ASSETS / EQUITY	869,446,878.52

Prepared by:


MARIA THERESA M. NALAM
Accounts Specialist
September 15, 2025


Reviewed and Verified by:


HELEN L. SAMPIANO
Department Manager A
Finance Services Department


METRO COTABATO WATER DISTRICT
STATEMENT OF CHANGES IN NET ASSET/EQUITY
For the Month Ended August 31, 2025

BALANCE AT AUGUST 1	829,959,498.54
Additions (Deductions):	
Changes in accounting policy	
Prior period errors/adjustments	(10,328,920.33)
Other adjustments	
RESTATED BALANCE	819,630,578.21
Additions (Deductions):	
Changes in Net Assets/Equity for the Calendar Year	
Surplus (Deficit) for the period	49,816,300.31
Adjustment of net revenue recognized directly in net assets/equity	
Local Government Donated Capital	
BALANCE AT AUGUST 31	869,446,878.52

Prepared by:


MARIA THERESA M. NALAM
Accounts Specialist
September 15, 2025

Reviewed and Verified by:


HELEN L. SAMPIANO
Department Manager A
Finance Services Department

METRO COTABATO WATER DISTRICT
CONDENSED STATEMENT OF CASH FLOWS
As of August 31, 2025

	CURRENT MONTH	YEAR TO DATE
Cash Flows From Operating Activities		
Cash Inflows		
Collection of Revenue/Income	28,706,225.35	250,648,272.12
Collection of Receivables	52,960.01	486,089.99
Trust Receipts	690,602.55	7,334,110.44
Other Receipts	640,218.76	8,880,638.46
Total Cash Inflows	30,090,006.67	267,349,111.01
Adjustments	-	21,995.74
Adjusted Cash Inflows	30,090,006.67	267,371,106.75
Cash Outflows		
Payment of Expenses	17,244,483.96	144,367,723.46
Purchase of Inventories	1,684,322.79	13,076,341.75
Grant of Cash Advances	764,855.84	10,733,409.36
Prepayments	83,595.75	247,133.16
Payment Deposits	26,290.00	33,185.00
Payment of Accounts Payable	1,108,182.55	6,791,121.02
Remittance of Personnel Benefit Contributions and Mandatory Deductions	5,271,643.34	38,931,157.83
Other Disbursements	3,963.73	1,755,246.49
Total Cash Outflows	26,187,337.96	215,935,318.07
Adjustments	2,066.20	154,681.32
Adjusted Cash Outflows	26,189,404.16	216,089,999.39
Net Cash Provided by (Used in) Operating Activities	3,900,602.51	51,281,107.36
Cash Flows From Investing Activities		
Cash Inflows		
Proceeds from Sale/Disposal of Investment Property		-
Proceeds from Sale/Disposal of Property, Plant and Equipment	-	-
Receipts of Interest Earned	9,015.47	1,831,522.02
Receipts from Cash Dividends	-	-
Proceeds from Matured Investments/Redemption of Long Term Investments/Return on Investments		
Proceeds from matured investments	34,292,131.28	311,287,980.42
Proceeds from terminated treasury bills	-	-
Sale of Investments		-
Receipts from LWUA Assistance	-	-
Total Cash Inflows	34,301,146.75	313,119,502.44
Adjustments	2,933,822.73	51,051,236.28
Adjusted Cash Inflows	37,234,969.48	364,170,738.72
Cash Outflows		
Purchase/Construction of Investment Property		
Purchase/Construction of Investment Property		-
Purchase/Construction of Investment Property obligated in prior year		-
Purchase/Construction of Property, Plant and Equipment	2,297,947.74	22,800,396.38
Purchase/Acquisition of Investments	45,348,538.81	311,285,093.33
Purchase of Bearer Biological Assets		-
Purchase of Consumable Biological Assets		-
Purchase of Intangible Assets		-
Grant of Loans		-
Total Cash Outflows	47,646,486.55	334,085,489.71


METRO COTABATO WATER DISTRICT
CONDENSED STATEMENT OF CASH FLOWS
As of August 31, 2025

	CURRENT MONTH	YEAR TO DATE
Adjustments	4,690,270.19	71,815,992.59
Adjusted Cash Outflows	52,336,756.74	405,901,482.30
Net Cash Provided by (Used in) Investing Activities	(15,101,787.26)	(41,730,743.58)
Cash Flows From Financing Activities		
Cash Inflows		
Proceeds from Domestic and Foreign Loans		-
Proceeds from issuance of notes payable		-
Proceeds from domestic loans		-
Proceeds from foreign loans		-
Total Cash Inflows	-	-
Adjustments		-
Adjusted Cash Inflows	-	-
Cash Outflows		
Payment of Long-Term Liabilities		-
Payment of domestic loans		-
Redemption of Bonds Issued and Unsecured Subordinated Debt/Payment of Acceptances Payable		-
Payment for Reacquisition of Capital Stock and Other Equity Securities		-
Payment of Interest on Loans and Other Financial Charges	-	-
Payment of Cash Dividends	-	-
Total Cash Outflows	-	-
Adjustments (Please specify)		-
Adjusted Cash Outflows	-	-
Net Cash Provided by (Used in) Financing Activities	-	-
Increase (Decrease) in Cash and Cash Equivalents	(11,201,184.75)	9,550,363.78
Effects of Exchange Rate Changes on Cash and Cash Equivalents		-
Cash and Cash Equivalents, August 01	131,025,451.85	110,273,903.32
Cash and Cash Equivalents, August 31	119,824,267.10	119,824,267.10

Prepared by:


MARIA THERESA M. NALAM
Accounts Specialist
September 22, 2025

Reviewed and Verified by:


HELEN E. SAMPIANO
Dept. Manager A - Finance Services Department