


METRO COTABATO WATER DISTRICT
STATEMENT OF COMPREHENSIVE INCOME
For the Month Ended October 31, 2022

	CURRENT MONTH	YEAR TO DATE
REVENUE		
Service and Business Income	29,548,169.28	277,201,396.17
Assistance and Subsidy	-	-
Other Non-Operating Income	72,230.67	4,207,118.74
TOTAL REVENUES	<u>29,620,399.95</u>	<u>281,408,514.91</u>
 Less: CURRENT OPERATING EXPENSES		
Personnel Services	9,206,020.34	87,760,633.24
Maintenance and Other Operating Expenses	14,171,328.25	125,555,108.08
Financial Expenses	128,013.93	403,829.93
Non-Cash Expenses	2,193,223.67	22,619,886.27
TOTAL CURRENT OPERATING EXPENSES	<u>25,698,586.19</u>	<u>236,339,457.52</u>
 SURPLUS (DEFICIT) FROM CURRENT OPERATIONS	<u>3,921,813.76</u>	<u>45,069,057.39</u>
 Gains		-
Losses		-
 SURPLUS (DEFICIT) FOR THE PERIOD	<u><u>3,921,813.76</u></u>	<u><u>45,069,057.39</u></u>


Prepared By:


MARIA THERESA M. NALAM
Accounts Specialist

Checked by:


AMILYN K. PANDA, CPA
SCAA/ OIC Division Manager A
General Acctg. & Payroll Division

Reviewed and Verified by:


HELEN L. SAMPIANO
Div. Manager A - Treasury and Budget Division
OIC Dept. Manager A - Finance Services Department

METRO COTABATO WATER DISTRICT
STATEMENT OF FINANCIAL POSITION
As at October, 2022

ASSETS

CURRENT ASSETS

Cash and Cash Equivalents and International Reserves	228,308,608.91
Receivables	40,981,216.20
Inventories	26,495,825.52
Other Assets	8,821,942.59

TOTAL CURRENT ASSETS

304,607,593.22

NON CURRENT ASSETS

Investments	32,082,541.65
Property, Plant and Equipment	451,029,284.74
Intangible Assets	3,960,633.24
Other Assets	47,419,982.91

TOTAL NON CURRENT ASSETS

534,492,442.54

TOTAL ASSETS

839,100,035.76

LIABILITIES

CURRENT LIABILITIES

Financial Liabilities	3,952,344.20
Inter-Agency Payables	791,086.02
Intra-Agency Payables	-
Other Payables	8,522,473.46

TOTAL CURRENT LIABILITIES

13,265,903.68

NON CURRENT LIABILITIES

Financial Liabilities	-
Trust Liabilities	51,255,181.12
Provisions	15,604,982.61

TOTAL NON CURRENT LIABILITIES

66,860,163.73

TOTAL LIABILITIES

80,126,067.41

TOTAL ASSETS LESS TOTAL LIABILITIES

758,973,968.35

NET ASSETS / EQUITY

Government Equity	26,978,966.81
Retained Earnings/(Deficit)	731,995,001.54


TOTAL NET ASSETS / EQUITY

758,973,968.35


Prepared by:


MARIA THERESA M. NALAM
Accounts Specialist

Checked by:


AMILYNN S. PANDA, CPA
SCAA/ OIC Division Manager A
General Acctg. & Payroll Division

Reviewed & Verified by:


HELEN L. SAMPIANO
Div. Manager A-Treasury & Budget Division
OIC Dept. Manager A - Finance Department


METRO COTABATO WATER DISTRICT
STATEMENT OF CHANGES IN NET ASSET/EQUITY
For the Month Ended October 31, 2022

BALANCE AT JANUARY 1	728,461,374.82
Additions (Deductions):	
Changes in accounting policy	
Prior period errors/adjustments	(14,556,463.86)
Other adjustments	
RESTATED BALANCE	713,904,910.96
Additions (Deductions):	
Changes in Net Assets/Equity for the Calendar Year	
Surplus (Deficit) for the period	45,069,057.39
Adjustment of net revenue recognized directly in net assets/equity	
BALANCE AT OCTOBER 31	758,973,968.35


Prepared by:


MARIA THERESA M. NALAM
Accounts Specialist

Checked by:


AMILYN K. PANDA, CPA
SCAA/ OIC Division Manager A
General Acctg. & Payroll Division

Reviewed and Verified by:


HELEN L. SAMPIANO
Div. Manager A - Treasury and Budget Division
OIC Dept. Manager A - Finance Services Department

METRO COTABATO WATER DISTRICT
STATEMENT OF CASH FLOWS
For the Month Ended October 31, 2022

	CURRENT MONTH	YEAR TO DATE
Cash Flows From Operating Activities		
Cash Inflows		
Receipt of Notice of Cash Allocation		-
Proceeds from sale of goods and services		-
Collection of Income/Revenues	24,457,384.93	256,521,153.14
Receipt of Assistance and Subsidy from Other NGAs, LGUs and GOCCs		-
Collection of Receivables	345,706.57	4,875,775.82
Receipt of Inter-Agency Fund Transfers		-
Receipt of Intra-Agency Fund Transfers		-
Trust Receipts		-
Other Receipts	1,404,653.52	17,837,163.37
Total Cash Inflows	26,207,745.02	279,234,092.33
Cash Outflows		
Payment of Expenses	18,330,295.58	180,007,754.18
Purchase of Inventories	890,372.76	30,840,206.50
Grant of Cash Advances	370,547.26	2,100,036.32
Prepayments	34,421.35	309,306.58
Payment of Accounts Payable	2,210,406.20	16,720,743.31
Remittance of Personnel Benefit Contributions and Mandatory Deduction	1,938,819.06	18,060,280.01
Other Disbursements	29,382.42	326,338.68
Total Cash Outflows	23,804,244.63	248,364,665.58
Net Cash Provided by (Used in) Operating Activities	2,403,500.39	30,869,426.75
Cash Flows From Investing Activities		
Cash Inflows		
Proceeds from Sale of Investment Property		-
Proceeds from Sale/Disposal of Property, Plant and Equipment		-
Receipts from Cash Dividends/Interest	516,723.18	1,367,349.59
Sale of Investments		-
Proceeds from Sale of Other Assets		12,490.42
Total Cash Inflows	516,723.18	1,379,840.01
Cash Outflows		
Purchase/Construction of Investment Property		-
Purchase/Construction of Property, Plant and Equipment	74,508.68	27,669,384.93
Investments	1,000,956.24	10,271,600.92
Purchase of Intangible Assets		-
Grant of Loans		-
Total Cash Outflows	1,075,464.92	37,940,985.85
Net Cash Provided by (Used in) Investing Activities	(558,741.74)	(36,561,145.84)


METRO COTABATO WATER DISTRICT
STATEMENT OF CASH FLOWS
For the Month Ended October 31, 2022

	CURRENT MONTH	YEAR TO DATE
Cash Flows From Financing Activities		
Cash Inflows		
Proceeds from issuance of bills and bonds		-
Proceeds from Domestic and Foreign Loans		-
Adjustments		-
Total Cash Inflows	-	-
Cash Outflows		
Payment of Long-Term Liabilities	-	-
Payment of Interest Expense	-	-
Financial Charges	-	-
Total Cash Outflows	-	-
Net Cash Provided by (Used in) Financing Activities	-	-
Increase (Decrease) in Cash and Cash Equivalents	1,844,758.65	(5,691,719.09)
Effects of Exchange Rate Changes on Cash and Cash Equivalents		
Cash and Cash Equivalents, Beg.	226,463,850.26	234,000,328.00
Cash and Cash Equivalents, End	228,308,608.91	228,308,608.91


Prepared by:


MARIA THERESA M. NALAM
Accounts Specialist

Checked by:


AMILY N. PANDA, CPA
SCAA/ OIC Division Manager A
General Acctg. & Payroll Division

Reviewed and Verified by:


HELEN L. SAMPIANO
Div. Manager A - Treasury and Budget Division
OIC Dept. Manager A - Finance Services Department