


METRO COTABATO WATER DISTRICT
STATEMENT OF COMPREHENSIVE INCOME
For the Month Ended September 30, 2022

	CURRENT MONTH	YEAR TO DATE
REVENUE		
Service and Business Income	29,067,058.27	247,653,226.89
Assistance and Subsidy	-	-
Other Non-Operating Income	158,372.99	4,134,888.07
TOTAL REVENUES	<u>29,225,431.26</u>	<u>251,788,114.96</u>
Less: CURRENT OPERATING EXPENSES		
Personnel Services	8,212,734.06	78,554,612.90
Maintenance and Other Operating Expenses	14,704,172.16	111,383,779.83
Financial Expenses	12,229.09	275,816.00
Non-Cash Expenses	2,471,649.82	20,426,662.60
TOTAL CURRENT OPERATING EXPENSES	<u>25,400,785.13</u>	<u>210,640,871.33</u>
SURPLUS (DEFICIT) FROM CURRENT OPERATIONS	<u>3,824,646.13</u>	<u>41,147,243.63</u>
Gains		-
Losses		-
SURPLUS (DEFICIT) FOR THE PERIOD	<u>3,824,646.13</u>	<u>41,147,243.63</u>

Prepared By:


AMILYN K. PANDA, CPA
SCAA/ OIC Division Manager A
General Acctg. & Payroll Division

Reviewed and Verified By:


HELEN L. SAMPIANO
OIC Department Manager A
Finance Services

METRO COTABATO WATER DISTRICT
STATEMENT OF FINANCIAL POSITION
As at September 30, 2022

ASSETS

CURRENT ASSETS

Cash and Cash Equivalents and International Reserves	226,463,850.26
Receivables	38,058,240.61
Inventories	28,739,638.64
Other Assets	9,610,211.22

TOTAL CURRENT ASSETS

302,871,940.73

NON CURRENT ASSETS

Investments	31,195,536.47
Property, Plant and Equipment	451,446,417.41
Intangible Assets	3,966,870.94
Other Assets	47,247,817.42

TOTAL NON CURRENT ASSETS

533,856,642.24

TOTAL ASSETS

836,728,582.97

LIABILITIES

CURRENT LIABILITIES

Financial Liabilities	5,854,761.83
Inter-Agency Payables	235,535.00
Intra-Agency Payables	-
Other Payables	8,469,764.52

TOTAL CURRENT LIABILITIES

14,560,061.35

NON CURRENT LIABILITIES

Financial Liabilities	-
Trust Liabilities	51,313,343.11
Provisions	15,763,423.92

TOTAL NON CURRENT LIABILITIES

67,076,767.03

TOTAL LIABILITIES

81,636,828.38

TOTAL ASSETS LESS TOTAL LIABILITIES

755,091,754.59


NET ASSETS / EQUITY

Government Equity	26,978,966.81
Retained Earnings/(Deficit)	728,112,787.78

TOTAL NET ASSETS / EQUITY

755,091,754.59

Prepared By:


AMIL YNN R. PANDO, CPA
SCAA/ OIC Division Manager A
General Acctg. & Payroll Division


Reviewed and Verified By:


HELMY L. SAMPIANO
OIC Department Manager A
Finance Services

METRO COTABATO WATER DISTRICT
STATEMENT OF CHANGES IN NET ASSET/EQUITY
For the Year Ended September 30, 2022

BALANCE AT JANUARY 1	728,461,374.82
Additions (Deductions):	
Changes in accounting policy	
Prior period errors/adjustments	(14,516,863.86)
Other adjustments	
RESTATED BALANCE	<u>713,944,510.96</u>
Additions (Deductions):	
Changes in Net Assets/Equity for the Calendar Year	
Surplus (Deficit) for the period	41,147,243.63
Adjustment of net revenue recognized directly in net assets/equity	
BALANCE AT SEPTEMBER 30	<u><u>755,091,754.59</u></u>

Prepared By:


AMILY K. BANDA, CPA
SCAA/ OIC Division Manager A
General Acctg. & Payroll Division

Reviewed and Verified By:


HELEN E. SAMPIANO
OIC Department Manager
Finance Services


METRO COTABATO WATER DISTRICT
STATEMENT OF CASH FLOWS
For the Month Ended September 30, 2022

	CURRENT MONTH	YEAR TO DATE
Cash Flows From Operating Activities		
Cash Inflows		
Collection of Income/Revenues	25,737,374.39	232,063,768.21
Collection of Receivables	455,916.94	4,530,069.25
Other Receipts	1,628,295.18	16,432,509.85
Total Cash Inflows	27,821,586.51	253,026,347.31
Cash Outflows		
Payment of Expenses	19,368,300.37	161,677,458.60
Purchase of Inventories	1,405,409.00	29,949,833.74
Grant of Cash Advances	616,170.00	1,729,489.06
Prepayments	9,180.00	274,885.23
Payment of Accounts Payable	1,051,072.31	14,510,337.11
Remittance of Personnel Benefit Contributions and Mandatory Deductions	1,781,194.02	16,121,460.95
Other Disbursements		296,956.26
Total Cash Outflows	24,231,325.70	224,560,420.95
Net Cash Provided by (Used in) Operating Activities	3,590,260.81	28,465,926.36
Cash Flows From Investing Activities		
Cash Inflows		
Receipts from Cash Dividends/ Interest Income	34,486.81	850,626.41
Proceeds from Matured/Return of Investments		-
Collection of Long-Term Loans		-
Proceeds from Sale of Other Assets		12,490.42
Total Cash Inflows	34,486.81	863,116.83
Cash Outflows		
Purchase/Construction of Investment Property		-
Purchase/Construction of Property, Plant and Equipment	146,371.10	27,594,876.25
Investments	993,886.49	9,270,644.68
Purchase of Bearer Biological Assets		-
Purchase of Intangible Assets		-
Grant of Loans		-
Adjustments		-
Total Cash Outflows	1,140,257.59	36,865,520.93
Net Cash Provided by (Used in) Investing Activities	(1,105,770.78)	(36,002,404.10)
Cash Flows From Financing Activities		
Cash Inflows		
Proceeds from issuance of bills and bonds		-
Proceeds from Domestic and Foreign Loans		-
Adjustments		-
Total Cash Inflows	-	-

METRO COTABATO WATER DISTRICT
STATEMENT OF CASH FLOWS
For the Month Ended September 30, 2022

	CURRENT MONTH	YEAR TO DATE
Cash Outflows		
Payment of Long-Term Liabilities	-	-
Payment of Interest Expense	-	-
Financial Charges	-	-
Total Cash Outflows	<u>-</u>	<u>-</u>
Net Cash Provided by (Used in) Financing Activities	<u>-</u>	<u>-</u>
Increase (Decrease) in Cash and Cash Equivalents	<u>2,484,490.03</u>	<u>(7,536,477.74)</u>
Effects of Exchange Rate Changes on Cash and Cash Equivalents		
Cash and Cash Equivalents, Beg.	<u>223,979,360.23</u>	<u>234,000,328.00</u>
Cash and Cash Equivalents, End	<u><u>226,463,850.26</u></u>	<u><u>226,463,850.26</u></u>

Prepared By:


AMILYN K. PANDA, CPA
SCAA/ OIC Division Manager A
General Acctg. & Payroll Division

Reviewed and Verified By:


HELEN E. SAMPIANO
OIC Department Manager A
Finance Services