


**METRO COTABATO WATER DISTRICT**  
**STATEMENT OF COMPREHENSIVE INCOME**  
For the Month Ended February 28, 2022

	<b>CURRENT MONTH</b>	<b>YEAR TO DATE</b>
<b>REVENUE</b>		
Service and Business Income	26,442,428.24	54,080,310.65
Assistance and Subsidy	-	-
Other Non-Operating Income	228,782.62	341,495.59
<b>TOTAL REVENUES</b>	<u>26,671,210.86</u>	<u>54,421,806.24</u>
<b>Less: CURRENT OPERATING EXPENSES</b>		
Personnel Services	7,813,737.03	17,015,347.47
Maintenance and Other Operating Expenses	9,249,164.63	16,606,355.30
Financial Expenses	9,273.84	36,126.49
Non-Cash Expenses	2,081,486.99	4,150,481.43
<b>TOTAL CURRENT OPERATING EXPENSES</b>	<u>19,153,662.49</u>	<u>37,808,310.69</u>
<b>SURPLUS (DEFICIT) FROM CURRENT OPERATIONS</b>	<u>7,517,548.37</u>	<u>16,613,495.55</u>
Gains		-
Losses		-
<b>SURPLUS (DEFICIT) FOR THE PERIOD</b>	<u>7,517,548.37</u>	<u>16,613,495.55</u>


Prepared By:

  
**MARIA THERESA M. NALAM**  
Accounts Specialist

Checked by:

  
**AMILYN K. PANDA, CPA**  
SCAA/ OIC Division Manager A  
General Acctg. & Payroll Division

Reviewed and Verified by:

  
**HELEN L. SAMPIANO**  
Div. Manager A - Treasury and Budget Division  
OIC Dept. Manager A - Finance Services Department

**METRO COTABATO WATER DISTRICT**  
**STATEMENT OF FINANCIAL POSITION**  
As at February, 2022

**ASSETS**

**CURRENT ASSETS**

Cash and Cash Equivalents and International Reserves	237,129,230.64
Receivables	40,336,877.60
Inventories	20,054,439.21
Other Assets	12,262,031.35

**TOTAL CURRENT ASSETS**

**309,782,578.80**

**NON CURRENT ASSETS**

Investments	25,286,533.01
Property, Plant and Equipment	434,363,535.78
Intangible Assets	623,550.33
Other Assets	45,937,636.61

**TOTAL NON CURRENT ASSETS**

**506,211,255.73**

**TOTAL ASSETS**

**815,993,834.53**

**LIABILITIES**

**CURRENT LIABILITIES**

Financial Liabilities	6,851,102.98
Inter-Agency Payables	1,235,180.58
Intra-Agency Payables	1,924.38
Other Payables	7,730,607.48

**TOTAL CURRENT LIABILITIES**

**15,818,815.42**

**NON CURRENT LIABILITIES**

Financial Liabilities	-
Trust Liabilities	49,012,976.67
Provisions	17,524,725.93

**TOTAL NON CURRENT LIABILITIES**

**66,537,702.60**

**TOTAL LIABILITIES**

**82,356,518.02**

**TOTAL ASSETS LESS TOTAL LIABILITIES**

**733,637,316.51**

**NET ASSETS / EQUITY**

Government Equity	26,978,966.81
Retained Earnings/(Deficit)	706,658,349.70

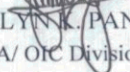
**TOTAL NET ASSETS / EQUITY**

**733,637,316.51**


Prepared by:

  
**MARIA THERESA M. NALAM**  
Accounts Specialist

Checked by:

  
**AMILYN K. PANDO, CPA**  
SCAA/ OIC Division Manager A  
General Acctg. & Payroll Division

Reviewed & Verified by:

  
**HELEN L. SAMPIANO**  
Div. Manager A-Treasury & Budget Division  
OIC Dept. Manager A - Finance Department


**METRO COTABATO WATER DISTRICT**  
**STATEMENT OF CHANGES IN NET ASSET/EQUITY**  
For the Month Ended February 28, 2022

	<b>FEBRUARY</b>
<b>BALANCE AT JANUARY 1</b>	<b>728,461,374.82</b>
<b>Additions (Deductions):</b>	
Changes in accounting policy	
Prior period errors/adjustments	(11,437,553.86)
Other adjustments	
<b>RESTATED BALANCE</b>	<u><b>717,023,820.96</b></u>
<b>Additions (Deductions):</b>	
<b>Changes in Net Assets/Equity for the Calendar Year</b>	
Surplus (Deficit) for the period	16,613,495.55
Adjustment of net revenue recognized directly in net assets/equity	
<b>BALANCE AT FEBRUARY 28</b>	<u><u><b>733,637,316.51</b></u></u>


Prepared by:

  
MARIA THERESA M. NALAM  
Accounts Specialist

Checked by:

  
AMILYN K. PANDA, CPA  
SCAA/ OIC Division Manager A  
General Acctg. & Payroll Division

Reviewed and Verified by:

  
HELEN L. SAMPIANO  
Div. Manager A - Treasury and Budget Division  
OIC Dept. Manager A - Finance Services Department

**METRO COTABATO WATER DISTRICT**  
**STATEMENT OF CASH FLOWS**  
For the Month Ended February 28, 2022

	CURRENT MONTH	YEAR TO DATE
<b>Cash Flows From Operating Activities</b>		
<b>Cash Inflows</b>		
Collection of Income/Revenues	22,093,600.87	47,333,684.11
Collection of Receivables	468,608.30	935,509.04
Other Receipts	1,523,043.68	3,174,016.81
<b>Total Cash Inflows</b>	<b>24,085,252.85</b>	<b>51,443,209.96</b>
<b>Cash Outflows</b>		
Payment of Expenses	20,016,850.62	34,476,291.50
Purchase of Inventories	2,183,051.46	2,634,037.27
Grant of Cash Advances	82,969.06	100,769.06
Prepayments	-	-
Payment of Accounts Payable	630,715.90	2,418,361.23
Remittance of Personnel Benefit Contributions and Mandatory Deductions	1,885,255.77	3,564,807.33
Other Disbursements	19,924.18	286,960.42
<b>Total Cash Outflows</b>	<b>24,818,766.99</b>	<b>43,481,226.81</b>
<b>Net Cash Provided by (Used in) Operating Activities</b>	<b>(733,514.14)</b>	<b>7,961,983.15</b>
<b>Cash Flows From Investing Activities</b>		
<b>Cash Inflows</b>		
Proceeds from Sale of Investment Property		-
Proceeds from Sale/Disposal of Property, Plant and Equipment		-
Receipts from Cash Dividends	28,181.88	119,217.26
Proceeds from Matured/Return of Investments		-
<b>Total Cash Inflows</b>	<b>28,181.88</b>	<b>119,217.26</b>
<b>Cash Outflows</b>		
Purchase/Construction of Investment Property		-
Purchase/Construction of Property, Plant and Equipment	1,489,923.96	2,887,067.88
Investments	1,032,432.07	2,065,229.89
Purchase of Intangible Assets		-
Grant of Loans		-
<b>Total Cash Outflows</b>	<b>2,522,356.03</b>	<b>4,952,297.77</b>
<b>Net Cash Provided by (Used in) Investing Activities</b>	<b>(2,494,174.15)</b>	<b>(4,833,080.51)</b>
<b>Cash Flows From Financing Activities</b>		
<b>Cash Inflows</b>		
Proceeds from issuance of bills and bonds		-
Proceeds from Domestic and Foreign Loans		-
Adjustments		-
<b>Total Cash Inflows</b>	<b>-</b>	<b>-</b>


**METRO COTABATO WATER DISTRICT**  
**STATEMENT OF CASH FLOWS**  
For the Month Ended February 28, 2022

	CURRENT MONTH	YEAR TO DATE
<b>Cash Outflows</b>		
Payment of Long-Term Liabilities	-	-
Payment of Interest Expense	-	-
Financial Charges	-	-
<b>Total Cash Outflows</b>	-	-
<b>Net Cash Provided by (Used in) Financing Activities</b>	-	-
<b>Increase (Decrease) in Cash and Cash Equivalents</b>	(3,227,688.29)	3,128,902.64
<b>Effects of Exchange Rate Changes on Cash and Cash Equivalents</b>		
<b>Cash and Cash Equivalents, Beg.</b>	240,356,918.93	234,000,328.00
<b>Cash and Cash Equivalents, End</b>	237,129,230.64	237,129,230.64


Prepared by:

  
**MARIA THERESA M. NALAM**  
Accounts Specialist

Checked by:

  
**AMILYNN K. PANDA, CPA**  
SCAA/ OIC Division Manager A  
General Acctg. & Payroll Division

Reviewed and Verified by:

  
**HELEN L. SAMPIANO**  
Div. Manager A - Treasury and Budget Division  
OIC Dept. Manager A - Finance Services Department