


**METRO COTABATO WATER DISTRICT**  
**STATEMENT OF COMPREHENSIVE INCOME**  
For the Month Ended September 30, 2023

	<b>CURRENT MONTH</b>	<b>YEAR TO DATE</b>
<b>REVENUE</b>		
Service and Business Income	32,012,513.93	274,486,199.14
Assistance and Subsidy	-	-
Gains	-	-
Other Non-Operating Income	131,293.41	1,539,215.34
<b>TOTAL REVENUES</b>	<u><b>32,143,807.34</b></u>	<u><b>276,025,414.48</b></u>
<b>Less: CURRENT OPERATING EXPENSES</b>		
Personnel Services	13,692,982.11	88,213,853.68
Maintenance and Other Operating Expenses	12,428,181.43	115,240,319.44
Financial Expenses	146,050.72	446,039.38
Non-Cash Expenses	2,516,550.87	20,598,295.95
<b>TOTAL CURRENT OPERATING EXPENSES</b>	<u><b>28,783,765.13</b></u>	<u><b>224,498,508.45</b></u>
<b>SURPLUS (DEFICIT) FROM CURRENT OPERATIONS</b>	<u><b>3,360,042.21</b></u>	<u><b>51,526,906.03</b></u>
Gains		-
Losses		-
<b>SURPLUS (DEFICIT) FOR THE PERIOD</b>	<u><u><b>3,360,042.21</b></u></u>	<u><u><b>51,526,906.03</b></u></u>

Prepared By:

  
**MARIA THERESA M. NALAM**  
Accounts Specialist  
October 17, 2023

Checked by:

  
**AMILYN K. PANDA, CPA**  
SCAA/ OIC Division Manager A  
General Acctg. & Payroll Division

Reviewed and Verified by:

  
**HELEN L. SAMPIANO**  
Dept. Manager A - Finance Services Department

**METRO COTABATO WATER DISTRICT**  
**STATEMENT OF FINANCIAL POSITION**  
As of September 2023

**ASSETS**

**CURRENT ASSETS**

Cash and Cash Equivalents and International Reserves	171,432,030.34
Receivables	43,297,841.79
Inventories	25,982,494.81
Other Assets	10,256,054.69

**TOTAL CURRENT ASSETS**

**250,968,421.63**

**NON CURRENT ASSETS**

Investments	42,160,556.94
Property, Plant and Equipment	464,355,124.94
Intangible Assets	7,181,656.40
Other Assets	107,999,944.64

**TOTAL NON CURRENT ASSETS**

**621,697,282.92**

**TOTAL ASSETS**

**872,665,704.55**

**LIABILITIES**

**CURRENT LIABILITIES**

Financial Liabilities	6,955,898.95
Inter-Agency Payables	86,689.89
Intra-Agency Payables	200.55
Other Payables	11,747,554.12

**TOTAL CURRENT LIABILITIES**

**18,790,343.51**

**NON CURRENT LIABILITIES**

Financial Liabilities	-
Trust Liabilities	53,082,009.82
Provisions	16,804,629.35

**TOTAL NON CURRENT LIABILITIES**

**69,886,639.17**

**TOTAL LIABILITIES**

**88,676,982.68**

**TOTAL ASSETS LESS TOTAL LIABILITIES**

**783,988,721.87**

**NET ASSETS / EQUITY**

Government Equity	28,101,848.48
Retained Earnings/(Deficit)	755,886,873.39


**TOTAL NET ASSETS / EQUITY**

**783,988,721.87**


Prepared by:

  
**MARIA THERESA M. NALAM**  
Accounts Specialist  
October 17, 2023

Checked by:

  
**AMILYN P. PANDO, CPA**  
SCAA/ OIC Division Manager A  
General Acctg. & Payroll Division

Reviewed & Verified by:

  
**HELEN L. SAMPIANO**  
Dept. Manager A - Finance Services Department

**METRO COTABATO WATER DISTRICT**  
**STATEMENT OF CHANGES IN NET ASSET/EQUITY**  
For the Month Ended September 30, 2023

	<b>SEPTEMBER</b>
<b>BALANCE AT JANUARY 1</b>	<b>743,591,171.19</b>
<b>Additions (Deductions):</b>	
Changes in accounting policy	
Prior period errors/adjustments	(12,252,237.02)
Other adjustments	
<b>RESTATED BALANCE</b>	<u><b>731,338,934.17</b></u>
<b>Additions (Deductions):</b>	
<b>Changes in Net Assets/Equity for the Calendar Year</b>	
Surplus (Deficit) for the period	51,526,906.03
Adjustment of net revenue recognized directly in net assets/equity	
Local Government Donated Capital	1,122,881.67
<b>BALANCE AT SEPTEMBER 30</b>	<u><u><b>783,988,721.87</b></u></u>

Prepared by:

  
MARIA THERESA M. NALAM  
Accounts Specialist  
October 17, 2023

Checked by:

  
AMILYN R. PANDO, CPA  
SCAA/ OIC Division Manager A  
General Acctg. & Payroll Division

Reviewed and Verified by:

  
HELEN L. SAMPIANO  
Dept. Manager A - Finance Services Department

**METRO COTABATO WATER DISTRICT**  
**CONDENSED STATEMENT OF CASH FLOWS**  
As of September 30, 2023

	CURRENT MONTH	YEAR TO DATE
<b>Cash Flows From Operating Activities</b>		
<b>Cash Inflows</b>		
Collection of Revenue/Income	30,472,124.81	261,293,341.55
Collection of Receivables	67,562.82	621,341.84
Trust Receipts	723,355.79	5,860,615.57
Other Receipts	698,669.70	6,843,635.28
<b>Total Cash Inflows</b>	<b>31,961,713.12</b>	<b>274,618,934.24</b>
Adjustments	1,444.50	125,736.29
<b>Adjusted Cash Inflows</b>	<b>31,963,157.62</b>	<b>274,744,670.53</b>
<b>Cash Outflows</b>		
Payment of Expenses	16,605,455.60	134,137,874.45
Purchase of Inventories	1,424,685.67	24,803,851.64
Grant of Cash Advances	1,531,998.05	12,185,881.31
Prepayments	13,447.42	1,643,936.51
Payment Deposits	-	3,164.00
Payment of Accounts Payable	350,912.87	14,132,490.42
Remittance of Personnel Benefit Contributions and Mandatory Deductions	5,465,494.02	44,805,879.83
Other Disbursements	141,250.00	1,989,776.85
<b>Total Cash Outflows</b>	<b>25,533,243.63</b>	<b>233,702,855.01</b>
Adjustments	-	478,786.58
<b>Adjusted Cash Outflows</b>	<b>25,533,243.63</b>	<b>234,181,641.59</b>
<b>Net Cash Provided by (Used in) Operating Activities</b>	<b>6,429,913.99</b>	<b>40,563,028.94</b>
<b>Cash Flows From Investing Activities</b>		
<b>Cash Inflows</b>		
Receipts of Interest Earned	466,321.16	1,732,113.12
Proceeds from Matured Investments/Redemption of Long Term Investments/Return on Investments		7,811,087.11
Proceeds from matured investments		7,811,087.11
<b>Total Cash Inflows</b>	<b>466,321.16</b>	<b>9,543,200.23</b>
Adjustments		
Fund Transfer to replace payment of monetization	203,554.71	1,082,550.20
Fund Transfer for Placement of Treasury Bill	116,761,011.61	144,761,011.61
<b>Adjusted Cash Inflows</b>	<b>117,430,887.48</b>	<b>155,386,762.04</b>
<b>Cash Outflows</b>		
Purchase/Construction of Property, Plant and Equipment	1,939,895.49	26,306,961.65
Purchase/Acquisition of Investments	118,839,371.94	168,314,958.23
<b>Total Cash Outflows</b>	<b>120,779,267.43</b>	<b>194,621,919.88</b>
Adjustments		
Reclassification from Time Deposit to Restricted Fund	-	53,516,038.55
<b>Adjusted Cash Outflows</b>	<b>120,779,267.43</b>	<b>248,137,958.43</b>
<b>Net Cash Provided by (Used in) Investing Activities</b>	<b>(3,348,379.95)</b>	<b>(92,751,196.39)</b>

