

**METRO COTABATO WATER DISTRICT**  
**Governor Gutierrez Avenue, Cotabato City**

**APPROVED**  
**2017 ANNUAL BUDGET**

**BR#104-16 DATED 10.18.2016 & BR#128-16 DATED 12.14.16**

# METRO COTABATO WATER DISTRICT

Cotabato City

## APPROVED OPERATING REVENUE BUDGET FOR THE YEAR 2017

Board Resolution No. 104-16 dated October 18, 2016

ESTIMATES FOR THE BUDGET YEAR 2017	JANUARY	FEBRUARY	MARCH	APRIL	MAY	JUNE
<b>METERED CONNECTIONS:</b>						
NO. OF CONNECTIONS START OF THE MO /YR	31,366	31,486	31,606	31,726	31,846	31,966
NET ADDITIONAL CONNECTION FOR THE PERIOD	120	120	120	120	120	120
NO. OF CONNECTIONS END OF THE MO /YR	31,486	31,606	31,726	31,846	31,966	32,086
AVE. CU.M. CONSUMED PER CONN./ MO/ YR	23.00	23.00	23.00	23.00	23.00	23.00
TOTAL CU. M. BILLED PER MO / YR	721,418	724,178	726,938	729,698	732,458	735,218
AVERAGE BILLING RATE /CU.M.	P 25.00	P 25.00	P 25.00	P 25.00	P 25.00	P 25.00
<b>TOTAL METERED BILLINGS:</b>	<b>P 18,035,450</b>	<b>P 18,104,450</b>	<b>P 18,173,450</b>	<b>P 18,242,450</b>	<b>P 18,311,450</b>	<b>P 18,380,450</b>
<b>OTHER BILLINGS:</b>						
PENALTY CHARGES	541,064	543,134	545,204	547,274	549,344	551,414
MISCELLANEOUS SERVICE REVENUE	160,000	160,000	160,000	160,000	160,000	160,000
OTHER WATER REVENUE	1,000	1,000	1,000	1,000	1,000	1,000
INCOME FROM NON-UTILITY OPERATION	33,000	33,000	33,000	33,000	33,000	33,000
MISCELLANEOUS NON-OPERATING REVENUE	60,000	60,000	60,000	60,000	60,000	60,000
<b>TOTAL OTHER BILLINGS:</b>	<b>P795,064</b>	<b>P797,134</b>	<b>P799,204</b>	<b>P801,274</b>	<b>P803,344</b>	<b>P805,414</b>
<b>TOTAL BUDGETED REVENUE FOR THE YEAR</b>	<b>P18,830,514</b>	<b>P18,901,584</b>	<b>P18,972,654</b>	<b>P19,043,724</b>	<b>P19,114,794</b>	<b>P19,185,864</b>
<b>COLLECTIONS:</b>						
COLLECTION EFFICIENCY ON-TIME-PAYMENT	40.00%	40.00%	40.00%	40.00%	40.00%	40.00%
COLLECTION RATIO	90.00%	90.00%	90.00%	90.00%	90.00%	90.00%
COLLECTION ON CURRENT WATER BILLS	P 7,214,180	P 7,241,780	P 7,269,380	P 7,296,980	P 7,324,580	P 7,352,180
COLLECTION ON ARREARAGES	11,362,334	11,405,804	11,449,274	11,492,744	11,536,214	11,579,684
OTHERS	254,000	254,000	254,000	254,000	254,000	254,000
<b>TOTAL COLLECTIONS:</b>	<b>P 18,830,514</b>	<b>P 18,901,584</b>	<b>P 18,972,654</b>	<b>P 19,043,724</b>	<b>P 19,114,794</b>	<b>P 19,185,864</b>
<b>NUMBER OF CUSTOMERS BILLED / MO.</b>	<b>31,366</b>	<b>31,486</b>	<b>31,606</b>	<b>31,726</b>	<b>31,846</b>	<b>31,966</b>

# METRO COTABATO WATER DISTRICT

COTABATO CITY

## APPROVED OPERATING REVENUE BUDGET FOR THE YEAR 2017


Board Resolution No. 104-16 dated October 18, 2016

ESTIMATES FOR THE BUDGET YEAR 2017	JULY	AUGUST	SEPTEMBER	OCTOBER	NOVEMBER	DECEMBER	TOTAL
<b>METERED CONNECTIONS:</b>							
NO. OF CONNECTIONS START OF THE MO / YR	32,086	32,206	32,326	32,446	32,566	32,686	31,366
NET ADDITIONAL CONNECTION FOR THE PERIOD	120	120	120	120	120	120	1,440
NO. OF CONNECTIONS END OF THE MO / YR	32,206	32,326	32,446	32,566	32,686	32,806	32,806
AVE. CU.M. CONSUMED PER CONN./ MO/ YR	23.00	23.00	23.00	23.00	23.00	23.00	23.00
TOTAL CU. M. BILLED PER MO / YR	737,978	740,738	743,498	746,258	749,018	751,778	8,839,176
AVERAGE BILLING RATE /CU.M.	P 25.00	P 25.00	P 25.00	P 25.00	P 25.00	P 25.00	P 25.00
<b>TOTAL METERED BILLINGS:</b>	<b>P 18,449,450</b>	<b>P 18,518,450</b>	<b>P 18,587,450</b>	<b>P 18,656,450</b>	<b>P 18,725,450</b>	<b>P 18,794,450</b>	<b>P 220,979,400</b>
<b>OTHER BILLINGS:</b>							
PENALTY CHARGES	553,484	555,554	557,624	559,694	561,764	563,834	6,629,388
MISCELLANEOUS SERVICE REVENUE	160,000	160,000	160,000	160,000	160,000	160,000	1,920,000
OTHER WATER REVENUE	1,000	1,000	1,000	1,000	1,000	1,000	12,000
INCOME FROM NON-UTILITY OPERATION	33,000	33,000	33,000	33,000	33,000	33,000	396,000
MISCELLANEOUS NON-OPERATING REVENUE	60,000	60,000	60,000	60,000	60,000	60,000	720,000
<b>TOTAL OTHER BILLINGS:</b>	<b>P807,484</b>	<b>P809,554</b>	<b>P811,624</b>	<b>P813,694</b>	<b>P815,764</b>	<b>P817,834</b>	<b>P9,677,388</b>
<b>TOTAL BUDGETED INCOME FOR THE YEAR</b>	<b>P19,256,934</b>	<b>P19,328,004</b>	<b>P19,399,074</b>	<b>P19,470,144</b>	<b>P19,541,214</b>	<b>P19,612,284</b>	<b>P230,656,788</b>
<b>COLLECTIONS:</b>							
COLLECTION EFFICIENCY ON-TIME-PAYMENT	40.00%	40.00%	40.00%	40.00%	40.00%	40.00%	40.00%
COLLECTION RATIO	90.00%	90.00%	90.00%	90.00%	90.00%	90.00%	90.00%
COLLECTION ON CURRENT WATER BILLS	P7,379,780	P7,407,380	P7,434,980	P7,462,580	P7,490,180	P7,517,780	P88,391,760
COLLECTION ON ARREARAGES	11,623,154	11,666,624	11,710,094	11,753,564	11,797,034	11,840,504	139,217,028
OTHERS	254,000	254,000	254,000	254,000	254,000	254,000	3,048,000
<b>TOTAL COLLECTIONS:</b>	<b>P 19,256,934</b>	<b>P 19,328,004</b>	<b>P 19,399,074</b>	<b>P 19,470,144</b>	<b>P 19,541,214</b>	<b>P 19,612,284</b>	<b>P 230,656,788</b>
<b>NUMBER OF CUSTOMERS BILLED / MO.</b>	<b>32,086</b>	<b>32,206</b>	<b>32,326</b>	<b>32,446</b>	<b>32,566</b>	<b>32,686</b>	


**ASSUMPTIONS FOR 2017:**

1. Income Budget Projection maintained the same water tariff since January of 2006.
2. Service connection growth of 120 per month is based on actual monthly average growth of 127.75 service connection for the last 12 months from September, 2015 to August, 2016.
3. Average consumption of 23.00 cu. m. per connection is based on actual monthly average consumption of 23.71 for the last 12 months.
4. Average billing rate of P25.00 per cubic meter is based on the actual monthly average rate of P25.51 from Sept., 2016-August, 2016.
5. Income generated from penalty is based on actual collection on penalty at 3.12% of the total billings and assumed to generate 3.00% for 2017.
6. Projected Collection on ON TIME PAYMENT of 40% is based on actual performance of 40.68% for the last 12 months.
7. Projected collection ratio of 90% is based on the 2015 actual collection ratio of 89.01%.
8. Projected monthly income for Miscellaneous Service Revenue, Other Revenue, Income from Non-Utility Operation and Miscellaneous Non-operating Income is P254,000.00 with an actual average monthly collection of P259,773.67 from Sept., 2016 to August, 2016.


PREPARED BY:

  
JOCELYN A. PLAZCO  
Division Manager B  
OIC, Commercial Department  
10-20-16

RECOMMENDING APPROVAL:

  
LEONORA D. GAUDIANO  
General Manager

APPROVED BY:

  
DATU BIMBO A. SINSUAT, JR.  
Chairman of the Board

2016

**METRO COTABATO WATER DISTRICT**

Gov. Gutierrez Avenue, Cotabato City

**SUMMARY OF APPROVED BUDGET FOR YEAR 2017**  
**BOARD RESOLUTION NO. 128-16 DATED DECEMBER 14, 2016 FOR OPERATING EXPENSES**  
**BOARD RESOLUTION NO. 104-16 DATED OCTOBER 18, 2016 FOR OPERATING REVENUE**

**OPERATING REVENUE:**

<b>WATER SALES</b>	<b>P 220,979,400.00</b>
<b>OTHER WATER REVENUE</b>	<b>9,677,388.00</b>

**TOTAL OPERATING REVENUE** **P 230,656,788.00**

**LESS: OPERATING EXPENSES**

<b>SCHEDULE I - BODs EXPENSES</b>	<b>P 6,913,800.00</b>
<b>SCHEDULE II - OGM SALARIES AND OTHER EXPENSES</b>	<b>13,651,621.80</b>
<b>SCHEDULE III - FINANCE DEPARTMENT SALARIES AND OTHER EXPENSES</b>	<b>9,565,645.10</b>
<b>SCHEDULE IV - COMMERCIAL DEPARTMENT SALARIES AND OTHER EXPENSES</b>	<b>21,174,736.00</b>
<b>SCHEDULE V - ADMIN. DEPARTMENT SALARIES AND OTHER EXPENSES</b>	<b>51,831,974.03</b>
<b>SCHEDULE VI - ENG'G DEPARTMENT SALARIES AND OTHER EXPENSES</b>	<b>36,890,735.00</b>
<b>- POWER, FUEL, LUBRICANTS AND CHEMICALS</b>	<b><u>30,206,425.00</u></b>
<b>SCHEDULE VII - DEBT SERVICE</b>	<b><u>26,954,153.04</u></b>


**TOTAL OPERATING EXPENSES** **197,189,089.97**

<b>SCHEDULE VIII - RESERVES</b>	<b>300,000.00</b>
<b>SCHEDULE IX - MATERIALS FOR NEW INSTALLATION/RE-OPENING TO BE PAID BY CUSTOMERS</b>	<b>4,500,000.00</b>
<b>SCHEDULE X - CAPITAL OUTLAY</b>	<b><u>26,663,200.00</u></b>


**TOTAL OPERATING EXPENSES, RESERVES AND CAPITAL OUTLAY** **P 228,652,289.97**

**NET AMOUNT - UNAPPROPRIATED** **P 2,004,498.03**


Verified by:

  
**LOURDES KIM M. LIMBARING**  
Department Manager B  
Finance Services Department

Noted by:

  
**LEONORA D. GAUDIANO**  
General Manager B

Approved by:

  
**BIMBO A. SINSUAT, JR.**  
Chairman of the Board